


Do You Know Your **SIGNS** & Markings?

Write the correct letter in each blank matching the description. Answers are at the bottom.



A



B



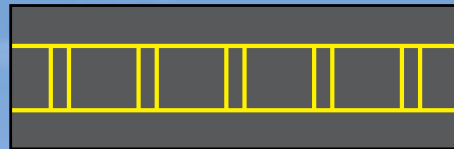
C



D




E



F



G




H



J

1. ___ This sign identifies the runway on which your aircraft is currently located.
2. ___ This sign indicates thousands of feet remaining to the end of the runway.
3. ___ This marking means the runway or taxiway is closed.
4. ___ These lights outline the edges of a runway.
5. ___ This array is located at the intersection of two runways and a taxiway.
6. ___ This marking indicates where an aircraft is to hold before entering a runway.
7. ___ An aircraft that taxis past this sign may interfere with the navigational landing aid signals that an approaching aircraft is using.
8. ___ Stopping behind this marking will ensure wingtip clearance for aircraft on an intersecting taxiway.
9. ___ This painted marking indicates the edge of the ILS critical area. Ground control may ask you to hold short at this line if an aircraft is using the ILS.
10. ___ This sign alerts you that you are approaching a runway and, on a taxiway, is accompanied by a runway holding position marking.
11. ___ This sign indicates an area prohibited to aircraft.
12. ___ Taxiing past this sign may interfere with operations on the runway even though it is not located at a runway intersection.
13. ___ These lights outline the edges of a taxiway.
14. ___ These lights are sometimes installed on each side of a taxiway prior to its intersection with a runway.
15. ___ This sign identifies the taxiway you're currently on.
16. ___ This marking indicates the edge of a path for vehicle traffic on areas also intended for aircraft.
17. ___ This array indicates that you are approaching the intersection of two taxiways.
18. ___ This sign indicates the direction to a destination runway.
19. ___ This sign indicates an exit from a runway.
20. ___ This painted marking indicates the line between a movement area and a non-movement area on the airport.
21. ___ This enhanced taxiway marking indicates that you are approaching the holding position marking.



K




L



M



N



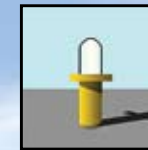
P



Q



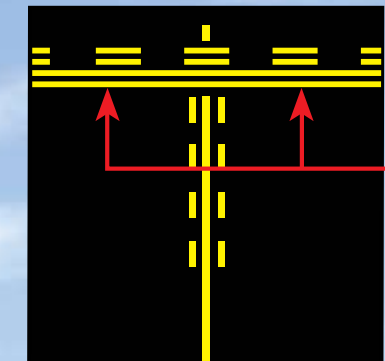
R




S




T



U



V



W

Runway Safety Placemat

See our website: <http://www.faa.gov/runwaysafety/>